


NHS

**East Suffolk and
North Essex**
NHS Foundation Trust



Working in Medicine & Older People's Services at Ipswich Hospital



Contents

3 - Medical Model

4 & 5 - Ipswich Hospital builds

6 - Medicine Ipswich

7 - Integrated Pathways

8 & 9 - Meet our Consultants

10 - Our Values

11 & 12 - Ipswich

Welcome to Ipswich Hospital

It's an exciting time to grow your career as a Medical Consultant at East Suffolk and North East Essex NHS Foundation Trust.

We are looking for Consultants who want to be at the heart of providing the best healthcare in Medicine and Older People's services.

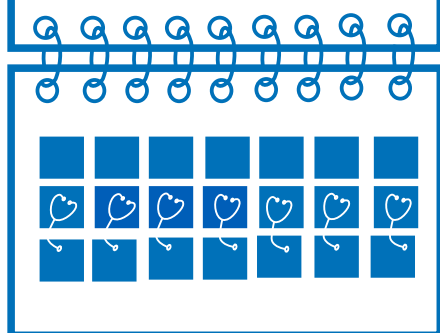
To support our exciting new transformation programme, we are looking to increase the number of Consultants by 12 over the next three years initially in General & Acute Medicine, Older People's Medicine, Diabetes & Endocrine, Respiratory & Renal.

We hope this booklet will help you find out more about the hospital and how you can contribute to changing our medical care for the better.




As part of a major transformation programme at Ipswich Hospital, agreement has been made for a significant investment to deliver a new model for the management of inpatient medical and older people's care. This model aims to deliver:


Appropriately resourced seven - day consultant working.



Strengthened GIM rota. Improving rotas and providing a better balance of workload across each day of the week. Reducing the strain on clinicians associated with the medical take by reducing the frequency and bolstering the post-take support.



Ensuring patients are managed on the most appropriate ward for their condition(s) from the outset. Right place, right patient.



Deliver improved quality of care for our patients whilst supporting a long-term, sustainable consultant job plans.



Early access to specialist advice.

Significant investment is being made in the development of our EPR (Electronic Patient Record Programme).

We are at a very exciting time at East Suffolk and North Essex NHS Foundation Trust as our:

£150 million

**development programme
takes shape**



New UTC/ED



**Over the next five years, we
are changing the landscape
of care, bringing additional and
improved services to the**

1 million people
we serve in Suffolk and North East Essex

New Builds / Refurbished areas in Medicine and Older People's Services at Ipswich Hospital

UTC / ED

(construction underway)

**Acute Respiratory
Care Unit
(ARCU)**

**Additional /
Refurbished
Wards**

**Emergency
Assessment Unit
(EAU)**

**Acute Medical Same Day
Emergency Care
(AMSDEC)**

**Frailty
Assessment Base
(FAB)**

Medicine Division at Ipswich Hospital

The Medicine Division at Ipswich Hospital is made up of Clinical Decision Groups which are broken down as follows:

Medicine



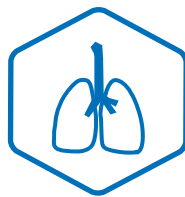
Stroke



Cardiology



Nephrology



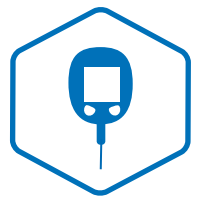
Respiratory



Neurology



Palliative
Medicine



Diabetes &
Endocrinology

Acute & Emergency Medicine

**Emergency
Department**

**Emergency
Assessment Unit**

AMSDEC
(Acute Medicine Same
Day Emergency Care)

Brantham Ward
Emergency
assessment

Capel Ward
Acute medicine
short stay

As a Division we truly believe that the “Time Matters” ethos matters to our patients, their families and our teams. We pride ourselves on high standards of care and ongoing innovation within our services.

Integrated Pathways

This forward thinking and innovative department is developing services that begin in the heart of the community providing care in the patients' own home.



Whether it's in the patients' own home, in the virtual ward, specialist assessment within the Emergency Department, specialist care within the Frailty Assessment Base or inpatient care in the short stay Frailty Unit, the team is committed to meeting the patients' individual needs.

Focussing on a true patient centred care model, underpinned by expertise in specialist geriatric assessment from our dynamic consultant team, supported by an expanding team of Acute Care Practitioners and AHPs.





“ I swapped the busy roads of Croydon for the country roads of Suffolk in 2016, and have never regretted that decision.

I swapped one consultant job for another but working in ESNEFT has given me the opportunity to influence patient pathways of care at a system level so that we have true integration of care not just at organisational level (ESNEFT runs some of the community services in East Suffolk) but with system partners in primary care, the mental health trust and hospice, local authority and voluntary sector partners. “

Dr Selina Lim

Divisional director for Integrated Pathways

“ When I moved to the East of England for my training in 2009, Ipswich Hospital quickly became my new home. A friendly and supportive place where everyone welcomes you with open arms, there was no other choice for starting my consultant career.

It's a collaborative and supportive environment with excellent working relationships amongst its staff and a passion for development and change. ESNEFT has encouraged me to grow as a clinician and a leader, providing support and guidance to help me in my leadership roles. I couldn't recommend it more “



Dr Lauren Hoare

Consultant in Acute Medicine & Divisional Director for Medicine




“ One of the things that make Ipswich Hospital stand out is the collaborative and supportive environment. Despite challenges, colleagues from different departments work closely to ensure the delivery of the best patient care. It is a friendly place to work, and I feel fortunate to be part of such a fantastic team.

Overall, my experience of working at Ipswich Hospital has been incredibly rewarding. The Hospital's Diabetes Centre is world-class, and the team is exceptional. I highly recommend Ipswich Hospital to anyone looking for an excellent place to work and grow in their career. “

Dr Zeenat Banu

Consultant Physician in Diabetes & Endocrinology



“ I started postgraduate life in 2005 as a trainee in the North West then London deaneries in acute medicine. My eyes were then opened to the county of Suffolk when I moved here permanently to live with my partner.

I then started a new training number in Geriatric Medicine and on reflection, it was the best move I ever made. I now live in a lovely village North West of central Ipswich about a 20-minute drive from the hospital and have become part of the vibrant village community there. “

Dr Dan Coates

Consultant in General & Elderly Medicine



“ I moved to Ipswich from Srilanka very recently as a Consultant with the expectation of doing the CESR in Geriatrics. Relocating to a different continent for work with family adds anxiety and doubt into the mix. The reason to move to Ipswich was its close proximity to London, availability of good schools and what I have heard about the outstanding beauty. Since coming here my colleagues have been wonderful and very helpful to make the transition smooth.

In addition I have received good support and encouragement from my colleagues for the CESR in Geriatric Medicine. I feel it's a very friendly & comfortable environment to work in. “

Dr Sohan Cooray

Consultant in General & Elderly Medicine

Our Trust Priorities are



Lead the integration of care maximising opportunities to embrace technology



Support and develop our staff



Drive technology enabled care



Keep people in control of their health



Develop our centres of excellence

We are one of the largest NHS Trusts in the East Anglia

**We provide healthcare to
a population of around
one million people in:**



Patients' homes



Community and high street clinics



Surgeries



Community hospitals



Ipswich and Colchester hospitals



Our Philosophy is
Time Matters




Where we provide care

Acute services

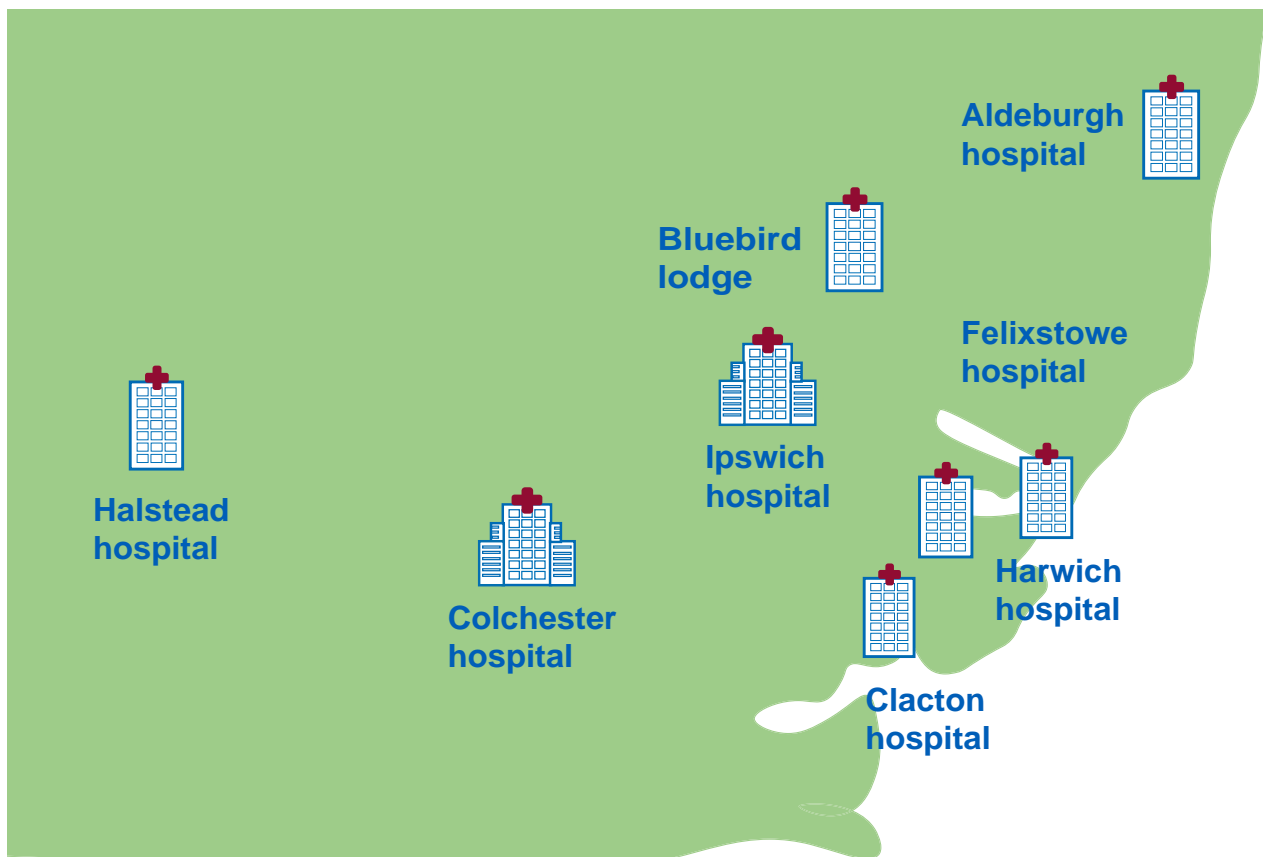


- Outpatient medicine and surgery
- Emergency medicine and surgery
- Obstetrics, maternity and paediatrics
- Elective medicine and surgery (inc. cancer)
- Diagnostics and oncology
- Specialist services

Community services



- Older people's services
- Rehabilitation
- Outpatient services
- Rapid response admission avoidance
- Social care and primary care liaison



Living here:

Our community & the surrounding area

Ipswich

is the county town of Suffolk. The waterfront sits at the heart of the town next to the university and is a great place to enjoy a delicious meal whilst taking in the harbour views. With direct train routes to London Liverpool Street and Cambridge, along with acres of beautiful countryside and the seaside on the doorstep, Suffolk is an ideal place to live.



The town is close to some beautiful villages and small market/seaside towns. You can enjoy a great day out in Felixstowe, Woodbridge, Shotley or Aldeburgh.





**There some great schools and places
to live in the area. Find out more by
visiting these websites:**

Schools:

<https://niceareas.co.uk/best-primary-schools/in/ipswich>

<https://snobe.co.uk/best-secondary-schools/ipswich>

Places to live:

<https://www.rightmove.co.uk/property-for-sale/ipswich.html>



Thank you for your interest in working at ESNEFT

We have created an opportunity that might only arise once in a medical consultants' career. If you are ambitious, a good team player, and wish to be part of a progressive organisation that values our staff, we would like to hear from you.

For further information about the roles, **please contact Elizabeth Williams-Brown**, Senior Recruitment Advisor by emailing Elizabeth.Williams-Brown@esneft.nhs.uk or call **07825 028088**

